

## PRODUCT SHEET

REV 0.0 - IT202509

## 6099 TORRE DEL DRAGONE

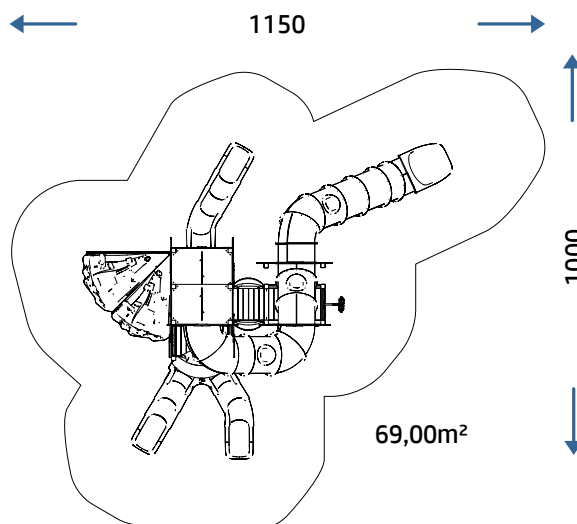


SLIDING

CLIMBING



### SECURITY AREA



#### CATALOG COLLECTION

PARTY LINE

#### DIMENSIONS (L X W X H)

725 x 570 x 510 cm

#### IMPACT AREA

53,50 m<sup>2</sup>

#### MAXIMUM CFH

180 cm

#### SUGGESTED AGE OF USE

5+

#### NUMBER OF USERS

20

## PRODUCT SHEET


REV 0.0 - IT202509

# 6099 TORRE DEL DRAGONE


### COMPOSITION

- n° 14 90x90 mm square section aluminum structural posts
- n° 8 decks with powder-coated metal frame and aluminum slats
- n° 2 HDPE sheet roofs
- n° 3 closed metal guard panels
- n° 1 open metal guard panel for perch
- n° 1 perch
- n° 3 HDPE sheet and metal guard panels
- n° 12 HDPE sheet guard panels
- n° 2 roto-molded PTE guard panels
- n° 2 rock modules with resin grips
- n° 1 HDPE sheet thrust bearing
- n° 2 metal ladders
- n° 7 HDPE sheet climbings
- n° 1 roto-molded PTE modular slide (H180)
- n° 1 roto-molded PTE double modular slide (H125)
- n° 1 roto-molded PTE tube modular slide (H400)
- HDPE sheet decorations

### INSTALLATION



Where there is an aluminum pole, the plinth must be created directly on it.



If there is already an adequate fund in CLS the game can be supplied with special brackets for fixing to the ground (option applicable only with confirmation of feasibility).

Make a proper security surface according to CFH. Periodic maintenance is mandatory, following manual supplied to customer.

MATERIAL (mm)	DESCRIPTION (mm)	MINIMUM DEPTH (mm) (b)	CRITICAL FALL HEIGHT (mm)
LAWN/SOIL			1000 (d)
BARK	20 TO 80 GRAIN SIZE	200 300	2000 3000
WOOD CHIPS	20 TO 80 GRAIN SIZE	200 300	2000 3000
SAND	20 TO 80 GRAIN SIZE	200 300	2000 3000
GRAVEL	20 TO 80 GRAIN SIZE	200 300	2000 3000
RUBBER SURFACING RESPONDENT TO HIC	THICKNESS 30 MM		DEPENDENT ON CERTIFICATION TESTS 1000
	THICKNESS 40 MM		1300
	THICKNESS 45 MM		1500
	THICKNESS 60 MM		2000
	THICKNESS 70 MM		2500
	THICKNESS 90 MM		3000